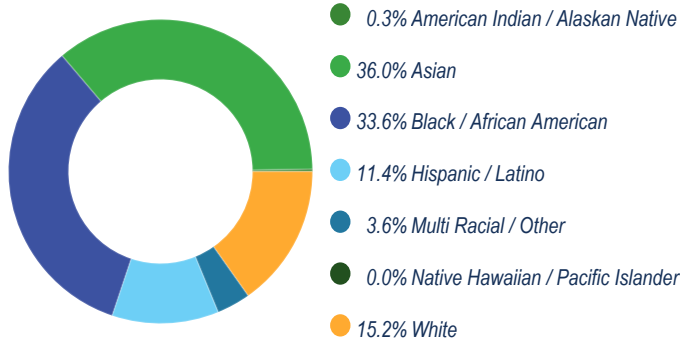


ACADEMY AT PALUMBO

2021-22 SCHOOL PROGRESS REPORT ON EDUCATION AND EQUITY

School Code | 2620 Sector | District Network | Network 1
 Principal Name | Ms Kiana Thompson
 Address | 1100 Catharine St
 Phone | 215-400-8130 Website | palumbo.philasd.org/
 Report Type | High School Grades in Report | 9-12
 Admissions Category | Criteria-Based Turnaround Model | N/A
 Receives K8 Report | No
 Oct 1 Enrollment | 1118

Student Enrollment and Demographics



1125

Total Number of Students Served for 10+ Days Over the Year

3.9%

% Students with IEPs

6.7%

% English Learners

60.3%

% Economically Disadvantaged


Student Attendance

65.8%

% Students Attending at Least 95% of Instructional Days

85.2%

% Students Attending at Least 90% of Instructional Days

Score Level	Performance	Improvement	Level
<h1>Level 1</h1>			
Performance <i>At or Above Target in 5 out of 7 Eligible Metrics</i>	71.4 %		
Improvement Insufficient Data for Score			
Goal Performance (All Students)			
GOAL 4 % of 11th Graders Proficient on Algebra, Biology, & Literature Keystones			
Score: 76.8 %			
 45.1 pts above 2021-2022 target			
MEETING 2026 GOAL no data prior year 			
GOAL 5 % of 12th Grade Career and Technical Education (CTE) Students Meeting Industry Standards			
<h2>Insufficient Sample</h2>			
	American Indian / Alaskan Native	Asian	
	Insufficient Data for Score	Insufficient Data for Score	
	Black / African American	Hispanic / Latino	
	Insufficient Data for Score	Insufficient Data for Score	
	Multi Racial / Other	Native Hawaiian / Pacific Islander	
	Insufficient Data for Score	Insufficient Data for Score	
	White	English Learners	
	Insufficient Data for Score	Insufficient Data for Score	
	Students with IEPs	Economically Disadvantaged	
	Insufficient Data for Score	Insufficient Data for Score	

● Meeting Target
● Not Meeting Target

College & Career: Every Student Graduates Ready for College and Careers

Goal 4 - Keystone Proficiency

School Code | 2620 School Name | Academy at Palumbo

Goal 4: The percentage of students who are proficient on all three state high school assessments (Algebra, Literature, and Biology) by the end of their 11th grade year will grow from 26.1% in August 2019 to 52.0% by August 2026.

% of 11th Graders Proficient on Algebra, Biology, & Literature Keystones

All Students, 246 students

Score: 76.8 %



2021-2022 Target: 31.7 %

45.1 pts above target

2025-2026 Goal: 52.0 %

24.8 pts above target



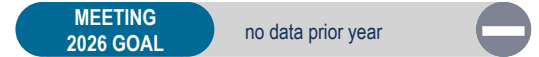
American Indian / Alaskan Native

Insufficient Sample

Asian, 93 students

Score: 83.9 %

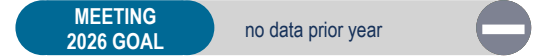
52.2 pts above target



Black / African American, 86 students

Score: 75.6 %

43.9 pts above target



Hispanic / Latino

Insufficient Sample

Multi Racial / Other

Insufficient Sample

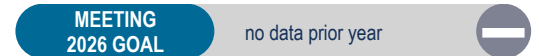
Native Hawaiian / Pacific Islander

Insufficient Sample

White, 40 students

Score: 67.5 %

35.8 pts above target



English Learners

Insufficient Sample

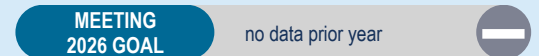
Students with IEPs

Insufficient Sample

Economically Disadvantaged, 134 students

Score: 79.1 %

47.4 pts above target



- Meeting Target
- Not Meeting Target

College & Career: Every Student Graduates Ready for College and Careers

Goal 5 - Career and Technical Education

Graduation and College Readiness

School Code | 2620 School Name | Academy at Palumbo

Goal 5: The percentage of Career and Technical Education (CTE) students who pass an industry standards-based competency assessment by the end of their 12th grade year will grow from 54.5% in August 2019 to 80.0% in August 2026.

% of 12th Grade CTE Students Meeting Industry Standards

All Students

Insufficient Sample

AP, IB, or Dual Enrollment Course Metrics

37.0 %

% of Students Meeting Standard on AP Exam, on IB Exam, or in Dual Enrollment Course by End of 12th Grade

39.4 %

% of Students Participating in but Not Meeting Standard on AP Exam, IB Exam, or Dual Enrollment Course by the End of 12th Grade

23.6 %

% of Students Not Participating in AP Exam, IB Exam, or Dual Enrollment Course by the End of 12th Grade

Other Key Metrics

99.6 %

Ninth-Grade On-Track Rate

76.8 %

First-Fall Matriculation

75.8 %

% of Students Completing the FAFSA by End of 12th Grade

- Meeting Target
- Not Meeting Target

College & Career: Every Student Graduates Ready for College and Careers

Graduation and College Readiness

School Code | 2620 School Name | Academy at Palumbo

Four-Year Cohort Graduation Rate

All Students, 333 students

Score: 97.0 %



2021-2022 Target: 87.7 %
9.3 pts above target

2025-2026 Goal: 90.0 %
7.0 pts above target



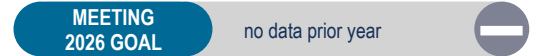
- Meeting Target
- Not Meeting Target

American Indian / Alaskan Native

Insufficient Sample

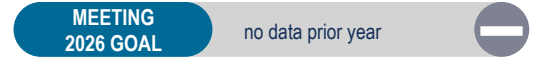
Asian, 90 students

Score: 98.9 %
11.2 pts above target



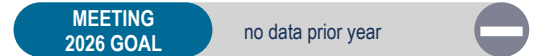
Black / African American, 157 students

Score: 95.5 %
7.8 pts above target



Hispanic / Latino, 36 students

Score: 100.0 %
12.3 pts above target



Multi Racial / Other

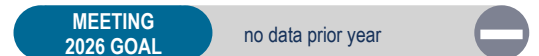
Insufficient Sample

Native Hawaiian / Pacific Islander

Insufficient Sample

White, 38 students

Score: 97.4 %
9.7 pts above target



English Learners

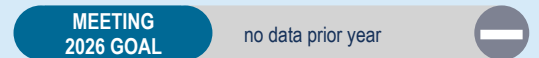
Insufficient Sample

Students with IEPs

Insufficient Sample

Economically Disadvantaged, 224 students

Score: 96.9 %
9.2 pts above target



College & Career: Every Student Graduates Ready for College and Careers

Graduation and College Readiness

School Code | 2620 School Name | Academy at Palumbo

Four-Year Cohort Drop-Out Rate

All Students

5 out of 333 students

Score: 1.5%

American Indian / Alaskan Native

Insufficient Sample

Asian

1 out of 90 students

Score: 1.1%

Black / African American

3 out of 157 students

Score: 1.9%

Hispanic / Latino

0 out of 36 students

Score: 0.0%

Multi Racial / Other

Insufficient Sample

Native Hawaiian / Pacific Islander

Insufficient Sample

White

1 out of 38 students

Score: 2.6%

English Learners

Insufficient Sample

Students with IEPs

Insufficient Sample

Economically Disadvantaged

3 out of 224 students

Score: 1.3%

Four-Year Cohort Continuation Rate

All Students

5 out of 333 students

Score: 1.5%

American Indian / Alaskan Native

Insufficient Sample

Asian

0 out of 90 students

Score: 0.0%

Black / African American

4 out of 157 students

Score: 2.6%

Hispanic / Latino

0 out of 36 students

Score: 0.0%

Multi Racial / Other

Insufficient Sample

Native Hawaiian / Pacific Islander

Insufficient Sample

White

0 out of 38 students

Score: 0.0%

English Learners

Insufficient Sample

Students with IEPs

Insufficient Sample

Economically Disadvantaged

4 out of 224 students

Score: 1.8%

Climate, Culture & Opportunity

Guardrail 1 - Welcoming and Supportive Schools

School Code | 2620 School Name | Academy at Palumbo

Guardrail 1: Every school will be a safe, welcoming and healthy place where our students, staff and community want to be and learn each day. This means that our schools will be: 1) environmentally safe and clean; and 2) spaces with inclusive climates that provide students with access to robust social, emotional, and mental health supports.

School Climate Score

Score: 6.8



2021-2022 Target: 7.0
-0.2 pts from target

2025-2026 Goal: 7.0
-0.2 pts from target

NOT MEETING no data prior year

School Climate Survey

7.6/10
Student Rating

Insufficient Sample
Parent Rating

6.5/10
Teacher Rating

School Instruction Score

Score: 7.7



2021-2022 Target: 8.0
-0.3 pts from target

2025-2026 Goal: 8.0
-0.3 pts from target

NOT MEETING no data prior year

School Instruction Survey

8.2/10
Student Rating

Insufficient Sample
Parent Rating

7.2/10
Teacher Rating

- Meeting Target
- Not Meeting Target



No

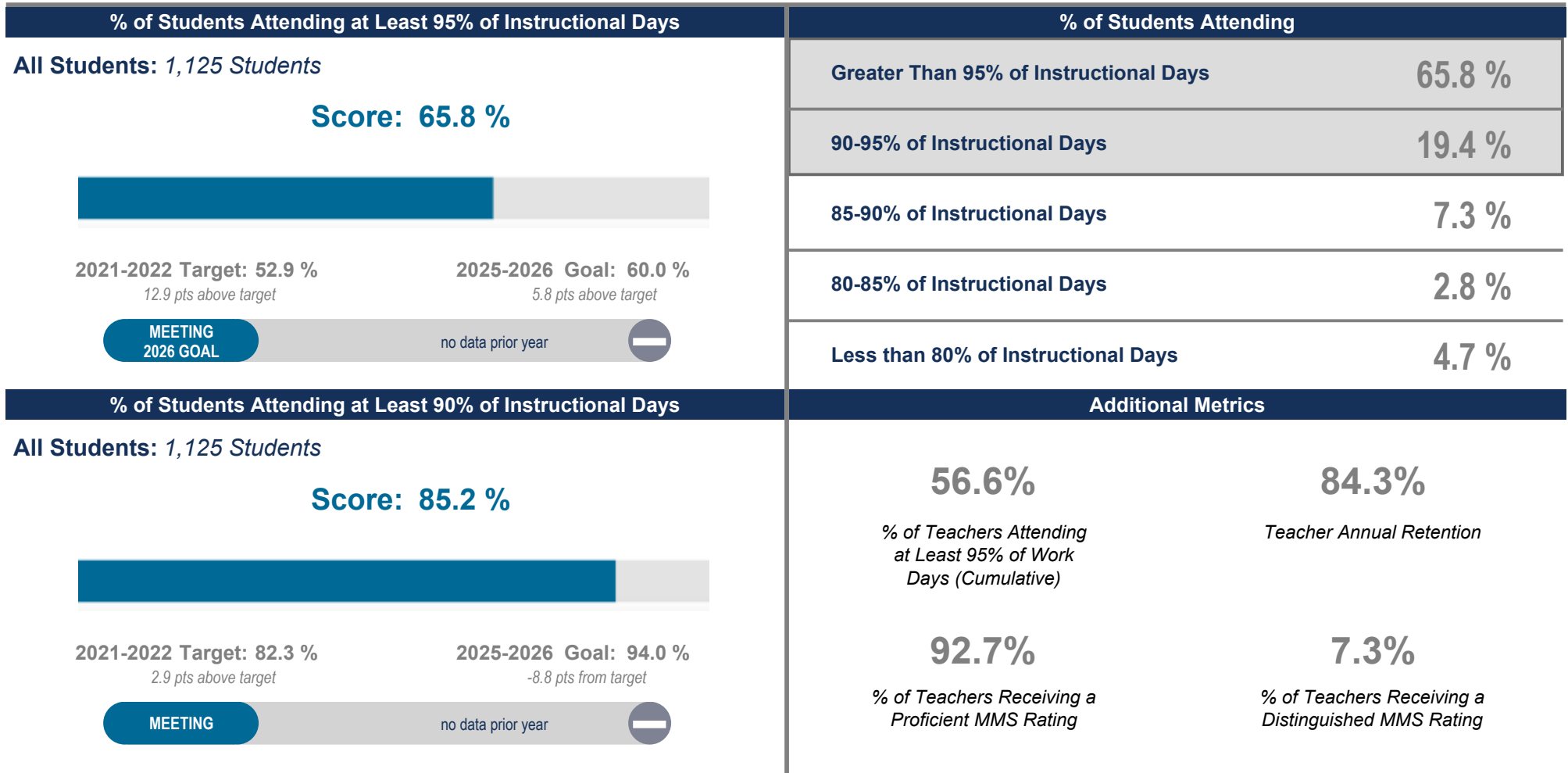
School Has at Least 2 Behavioral/Mental Health Support FTEs per 500 Students

Climate, Culture & Opportunity

Guardrail 1 - Welcoming and Supportive Schools

School Code | 2620 School Name | Academy at Palumbo

Guardrail 1: Every school will be a safe, welcoming and healthy place where our students, staff and community want to be and learn each day. This means that our schools will be: 1) environmentally safe and clean; and 2) spaces with inclusive climates that provide students with access to robust social, emotional, and mental health supports.



- Meeting Target
- Not Meeting Target

Climate, Culture & Opportunity

Guardrail 2 - Enriching and Well-rounded School Experiences

Guardrail 3 - Partnering with Parents / Family Members

School Code | 2620 School Name | Academy at Palumbo

Guardrail 2: Every student will have a well-rounded education with co-curricular opportunities, including arts and athletics, integrated into the school experience.

Guardrail 3: Every parent and guardian will be welcomed and encouraged to be partners in their child's school community.

% of Students Participating in Co-Curricular / Athletics Activities

School Relationship Score

*% of Students
Participating in Co-
Curricular / Athletics
Activities*

Data Unavailable

Insufficient Sample

Additional Metrics



Yes

School Has a SAC/Parent Advisory Group



Yes

School Has a SAC/Parent Advisory Group That Meets Regularly



6

Number of SAC/Parent Advisory Group Meetings

- Meeting Target
- Not Meeting Target

Climate, Culture & Opportunity

Guardrail 4 - Addressing Racist Practices

School Code | 2620 School Name | Academy at Palumbo

Guardrail 4: Our students' potential will not be limited by practices that perpetuate systemic racism and hinder student achievement.

